

Using Winnie the Pooh for Kindergarten Learning Activities

Activity K-A

Standards:

0.1.2.2 With prompting and support, retell familiar stories, including key details.

0.6.3.3 Use a combination of drawing, dictating, and writing to narrate a single event or several loosely linked events, tell about the events in the order in which they occurred, and provide a reaction to what happened.

Students will draw a key event from the beginning, middle, and end of the play.

Using the circle in each section, students will record their reaction to the events by creating a picture of their face. (Worksheet included)

Activity K-B

Standard:

0.1.9.9 With prompting and support, compare and contrast the adventures and experiences of characters in familiar stories.

Students will choose a character from the play. They will draw the character, using the *Character Feeling Chart*, recording the character's changing feelings and actions. (Worksheet included)

Using characters from the play, the class will record information on the *Character Comparison Page*. (Worksheet included)

PRINCIPAL CHARACTERS FROM Winnie the Pooh:

Winnie the Pooh

Piglet

Tigger

Rabbit

Owl

Kanga

Roo

Christopher Robin

Eeyore

Activity K-C

Standard:

0.1.9.9 With prompting and support, compare and contrast the adventures and experiences of characters in familiar stories.

If students have heard a version of Winnie the Pooh, the class can compare and contrast the content of the book/movie, with the play, using the Venn Diagram. (Worksheet included)

Activity K-D

Standards:

1.6.1.1 Use a combination of drawing, dictating, and writing to compose opinion pieces in which they tell a reader the topic or the name of the book they are writing about and state an opinion or preference about the topic or book.

1.8.5.5 Add drawings or other visual displays to descriptions as desired to provide additional detail.

Students will record their opinions about the play, using the "I Went to the

Theater” form. (Worksheet included)

Activity K-E

Standard:

0.3.1.4.1 Interpret and perform a variety of characters using voice, movement and props.

Students will pantomime an action or speak in a voice to imitate a character from the play. Other students will attempt to guess which character they are imitating.

My Name: _____




The Beginning...


The Middle...

The End...


My Reaction:



My Reaction:



My Reaction:



The play I saw was: _____

My Name: _____



Activity K-B

Character Comparison

Characters: _____ and _____

How were they
ALIKE?

How were they
DIFFERENT?



Character Feeling Chart

My Name: _____

The Play: _____

Character's Name: _____

Beginning

Middle

End



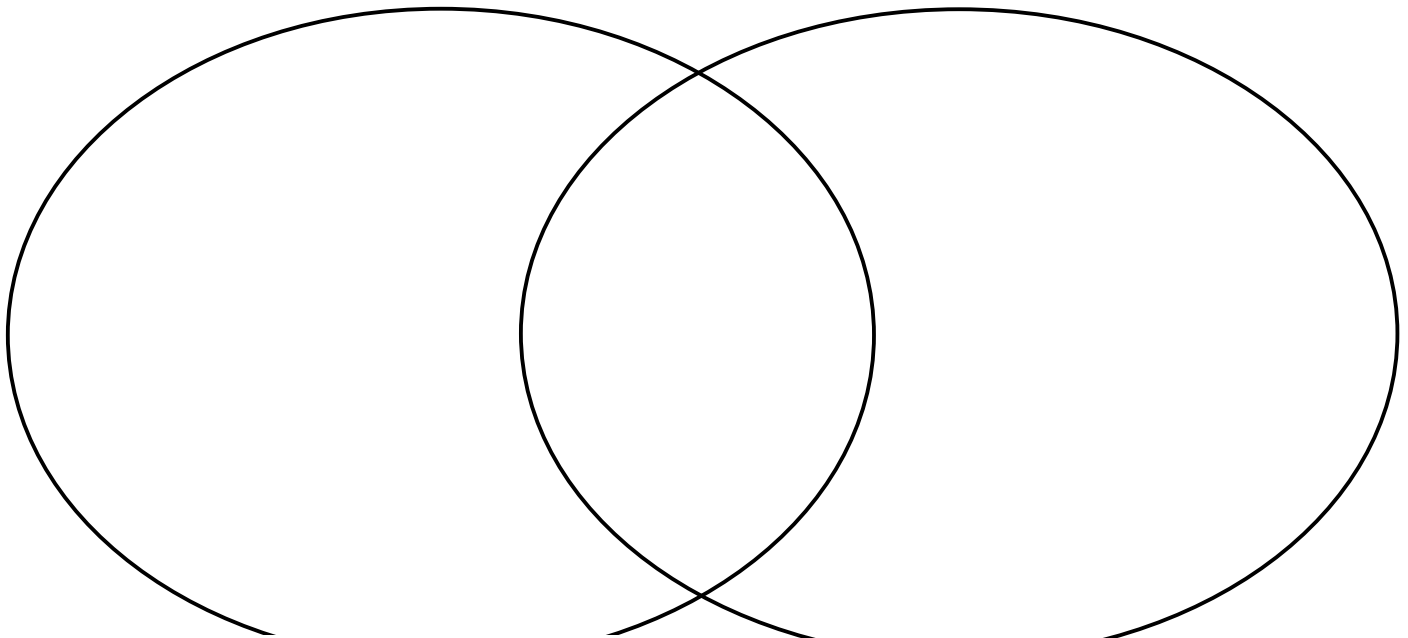
My Name: _____

Activity K-C



Title: _____

Title: _____



The Play

The Book/Movie

My Name: _____

Activity K-D



I went to the theater to see the play

called _____.

I _____ the play because _____

liked/disliked

_____.

Draw a picture of your idea.

A large, empty rectangular box with a black border, intended for the student to draw a picture of their idea.

